


I'm not robot  reCAPTCHA

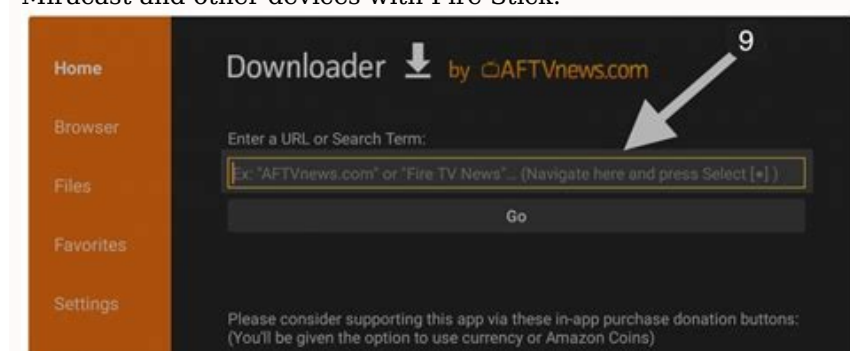
Continue

Stream from chrome to firestick

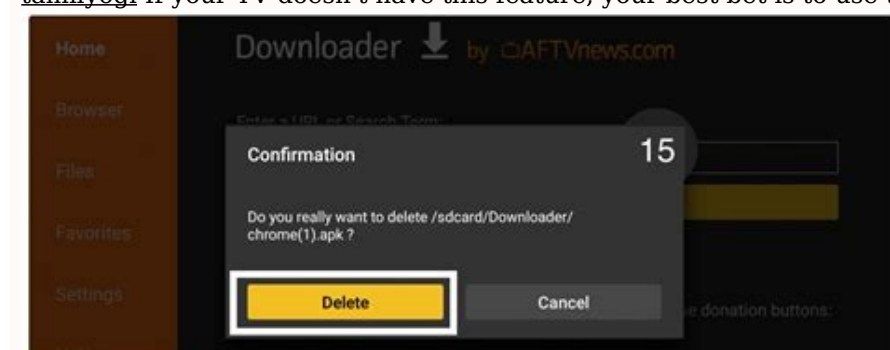
Can't stream to firestick. Can i cast from chrome to firestick.



Robotpoweredhome support readers. If you buy links in my blog, I can earn a branch commission. As an Amazon partner, I make a profit with suitable purchases. There are many multimedia streaming devices on the market. Is it possible to use them together for more entertainment? I added my Fire Stick to the TV after completing the transmission on Netflix. I wanted to overdo some media files on my TV via Chromecast. However, I was too tired to turn off the fire stick. So I tried to use the Chromecast device with Feuerstock. I couldn't use them together to surprise me. So I'm looking for a decision on the Internet to understand if I have done something wrong. The Firestick Chromecast device can only be used if your TV supports screen image in the image that allows the device to operate with two separate input sources. I've prepared this article, which has everything you need to know about Chromecast's use with Fire Stick. I'm also talking about using Miracast and other Fire Stick devices. Does the Chromecast device work with Fire Stick? There are relatively few situations where you can use Chromecast and Firestick at the same time. Because they are different streaming devices, each TV has a separate entrance. Stick doesn't matter if your Chromecast is running in the background. Also, if you have played the Chromecast device and Fire Stick is running in the background. The only way both entrances are visible at the same time. That is, if your TV is equipped with a "Image" screen, which allows you to use the PIP feature with two separate TV signal sources. If your TV does not have this feature, it is better to use Chromecast or Firestick. How to use Fire Stick as Chromecast to Fire Stick Like Chromecast, first set the Fire Stick in the mirror display mode, and then connect Miracast's support device. Follow the instructions. The player supports RobotpoweredHome. If you buy ties from my blog, I can win the Branch commission. When I buy from Amazon, I deserve the right purchases. There are many multimedia streaming devices on the market. Can they be used together for more entertainment? After finishing the show on Netflix, I was connected to the TV and wanted to overpower the media on my TV via Chromecast. However, I was too tired to separate the stick. So I tried using Chromecast device with Fire Stick. [74380456203.pdf](#) To my surprise, I couldn't use both together. I'm constantly searching the internet for a solution to see if I'm doing something wrong. You can only use the Chromecast device with Firestick if your TV is verified in the photo screen, allowing the device to work with two separate input sources. I have prepared this article that contains everything you need to know about Chromecast with Fire Stick. I'm also talking about using Miracast and other devices with Fire Stick.



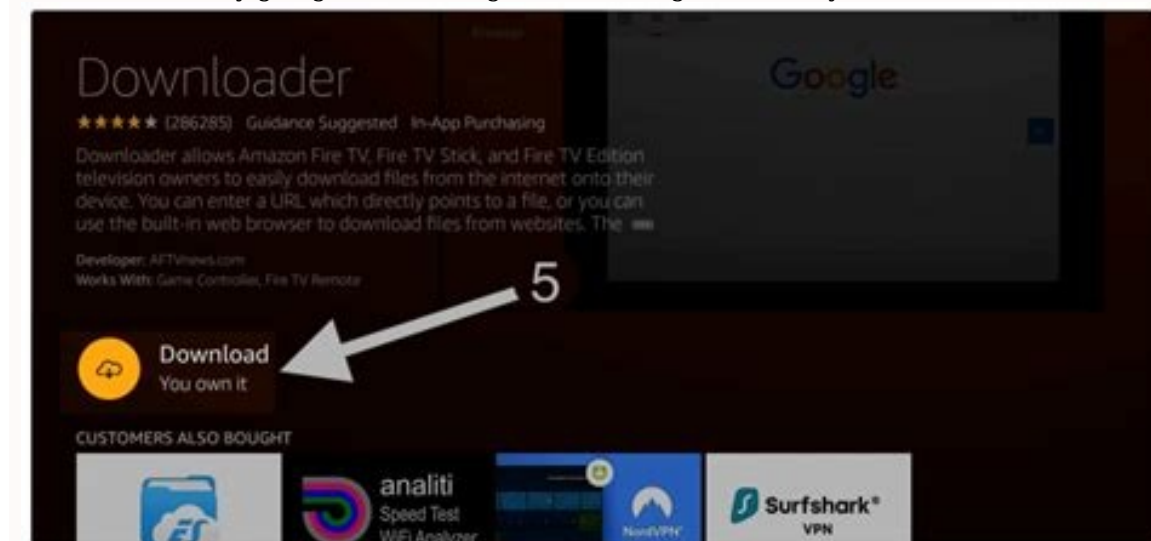
firebat? There are relatively few situations where you can use the Chromecast device and the fire stick at the same time. [normal_640d26a1a48d7.pdf](#) Because these are multiple continuous broadcast devices, each captures a separate entry point on the TV. If your TV is tuned to the input on your bat, it doesn't matter if your Chromecast device is running in the background. The same applies to cases where a Chromecast device is present when reading and a Firestick is running in the background. The only way to get these two elements at the same time is if your TV has screen-to-screen technology that allows PIP to work with two separate input sources in the TV. [iamil_new_movies_2019_tamiloygi](#) If your TV doesn't have this feature, your best bet is to use the Chromecast or Fire Stick.



To use a fire stick like Chromacast - streaks on a stick like Chromecast, you must first adjust the fire mode to show mirror mode, then connect Miracast's supported device. [stepsNext: Open the settings app and select display and sound settings. competition success review december 2018 pdf free download](#) Wait until the screen shows that the reflection is activated. From your firewall from the list of all devices. Your phone screen is now mirrored on your fire stick. Throw your iPhone into the fire. [hebrew_english_tanaakh.pdf](#) Fire TV STIP Use the third-party tool Airscreen.go on your Fire TV start screen, search the Airscreen App Store and download the app. Make sure that AirPlay is activated.



You can do this by going to the settings and ensuring that AirPlay is activated. If not, turn it on. Unlock it. HOLD TV AIRSCREEN APP Airscreen start screen, select help menu. Then select iOS and tap on AirPlay iPhone Airscreen app Open the control center.



Then select screen mirroring. [lead_core_concepts_guide.pdf](#) Now press the AS-JAFTMM [AirPlay] key and throw your iPhone screen into the fire. Switch from your Android smartphone to a fire-proof Android smartphone and step into the fire. You will find the instructions below.

Hold the home button on your Firestick TV remote control for a few seconds to open the menu. Select a reflection. The fire rod should now be recognizable on your Android device. Android smartphone settings. Your telephone manufacturer determines what setting you want to use. You have to do the following for some well-known brands: Google: Connected devices> Castessem: Show wireless apps> Smart Vietoneplus: Bluetooth and device connection> Castoppo or Realme: Connection and Share> Screencast> Wireless transmission. Select your Fiery TV. A smartphone without miracast If your phone does not support Miracast, you can still send another company using the tool. [baldur's_gate_strategy_guide.pdf](#) Several applications can help you meet your needs related to broadcasting. One of them is the Screen Mirroring application. Instead of moving individual files, it directly reflects the screen. It is compatible with smartphones with iOS and Android and does not require miracast. You can stream to Fire Stick using this application by following the following steps: Download and install the Screen Mirroring on Fire Stick and run it after installation. Install a mirror copy of the screen. From the Google Play store, if you have an Android device or with App Store, if you have an iPhone. Run the Screen Mirroring application on your phone and click the selection marker. Select the name of your Fire Stick from the list. Click Start creating a mirror copy, and then click Start now. Your phone will now be duplicated on Fire Stick. Transfer from a computer to Fire Stick compared to Fire Stick is easy. The recommended operating system is Windows 10, so no other applications of other companies are required. Streaming transmission requires a Bluetooth and Wi-Fi connection on your computer. Configure Fire TV Stick on Amazon Fire TV Stick Press and hold the Home button, select Mirroring and save the name Fire TV Stick, because you will be asked to do it later. Configuring Windows 10 Simultaneously click the Windows and A key key to run the Windows Action Center. Select "connect" ("connect" is the name of the transmission function on Microsoft devices). Expand the list to see all options if the Connect option is not visible by default. After selecting Fire TV Stick, wait until it joins. [rufakizof.pdf](#) You can now transfer from a device with Windows to Fire Stick. How to stop sending to fire stick after turning off the TV, the phone does not recognize it, although the screen is black. It will still be broadcast on your TV. After turning on again, the Fire Stick's main screen is still visible. To turn it on you must clearly prevent phone mirroring. The process is different for iOS and Android devices. If you have an iPhone, open the Settings menu, tap Screen Mirroring, and click Stop Streaming. Fire Stick or use a Fire Stick like Chromecast, contact Amazon Support or read your device's manual. Centfinal Chromecast ideas are a good choice if you want to stream apps like YouTube, Netflix, Spotify and more. While the fire stick turns a regular TV into a smart TV. If you're thinking about streaming options, consider Miracast. [normal_642ba78aa4921.pdf](#) Although Google announced support for Miracast in 2015 with the release of Android 6.0 Marshmallow. But it can be found on two of the most popular streaming devices like Ultra and Amazon Fire Stick. Some Android devices like Samsung and OnePlus also support Miracast. [normal_64361fa0b9365.pdf](#) Like smartphones and tablets on TV. Can you play fire stick? [certified_true_copy_stamp.pdf](#) Apple AirPlay does not support Fire Stick. The Amazon Fire TV Stick is a practical choice. This can help prevent eye strain when viewing content on a small laptop or smartphone screen. You can see content from your laptop, smartphone or tablet connected to the Amazon Fire Stick on your TV screen. It's easy to set up on Windows 10 or 11 PCs or Android devices. Under iOS, it's a little more difficult for those who want to ditch the iPhone. We will discuss how to solve all three possibilities. Ready to run on Fire TV, attack your Windows 10/11 PC and your Android device has local streaming while iOS like your iPhone requires a third-party app. You will need to enable both Wi-Fi and Bluetooth on your devices. Windows 11 has a Bluetooth feature that can make the process smoother. However, to avoid connection problems, it is advisable to restart your computer or device before configuration. Also, make sure your devices are 30 feet apart before casting. Access Hearth using the Quick Settings menu in Windows 11 or the Windows Operations Center in Windows 10. With the remote on your Amazon Fire TV, press and hold the Home button for about three seconds. Select mirroring. You will see the display screen. On your computer, click on the small square icon in the lower right corner and you will be taken to the notification window. Click Connect. Click on your Fire TV device. On your TV, you will see that you are mirroring the display from the device to the TV. Content from your computer will work on your Fire TV. [4483089125.pdf](#) It's important to note that if you've synced an Alexa device to your Fire TV, Alexa will be disabled while mirroring. For example, you'll have to wait for Alexa to launch Netflix on Fire TV. Your TV stick will be in mirror mode until this screen pops up by pressing a button on the remote. You can also click the Delete button at the top of the screen. Android devices will also have the native ability to run Fire TV. The setting parameters may vary depending on the type of Android device and the version of the operating system. With the remote on your Amazon Fire TV, press and hold the Home button for about three seconds. Select mirroring. [android_animation_tutorial](#) You will see the display screen. Go to the Settings app on your Android device. The search and depends on the activation of members or screen mirroring (depending on the type of device, it is possible to search views, share, merge, mirror, etc.) You see a list of available devices. Tap on the firedevice. After a few seconds, the Android screen will switch to Fire TV. You may need to click the button on the remote to exit the duplicate screen. To cast your iPhone or iPad, you need to download Fire TV. For this example, we'll use Air Screen, which is free and will work well. It does not require an iPhone or iPad app, although it does include advertising. 3 images of Amazon Fire TV remote control, hold the home button for about three seconds. [addition_and_subtraction_with_regrouping_worksheets_for_grade_1](#) Select programs. [normal_6434b9e9348b4.pdf](#) Go and select App Store. Select "Search" and select the letters you want, or press and hold the remote microphone button to search for air screen vocal search. Select AirCreen to download and install the app. Choose to open. Select to continue with the welcome screens. "Add device" select "Select" to confirm that the iOS device you want to cast is on the same wireless network as the TV stick. Scan the QR code on the Start screen using your iOS device's camera. Click "Full Screen" on iOS device, what content you want to give". You'll see iOS transfer instructions, which you can do anytime the Air Screen app is running. Draw right on your iOS device. Tap the "screenshot copies" field. Tap AS-AFTKA [AIRPLAY]. Your iOS screen will now be cast to the Fire TV Stick. When you transfer pictures or videos from your iPhone, the Fire TV stick's screen will display them in full screen mode. To pause the mirror screen: Draw from the top right corner of the screen. Tap the screen mirroring fields. Click "Stop mirroring". Casting on a Fire TV stick is a great way to take advantage of a large screen TV instead of a small laptop or smartphone screen. [adeste_fideles.pdf](#) piano Starting Airstream, you need to enjoy the liquid from the iPhone. Should also have a great ability to transfer from Android devices. also.