

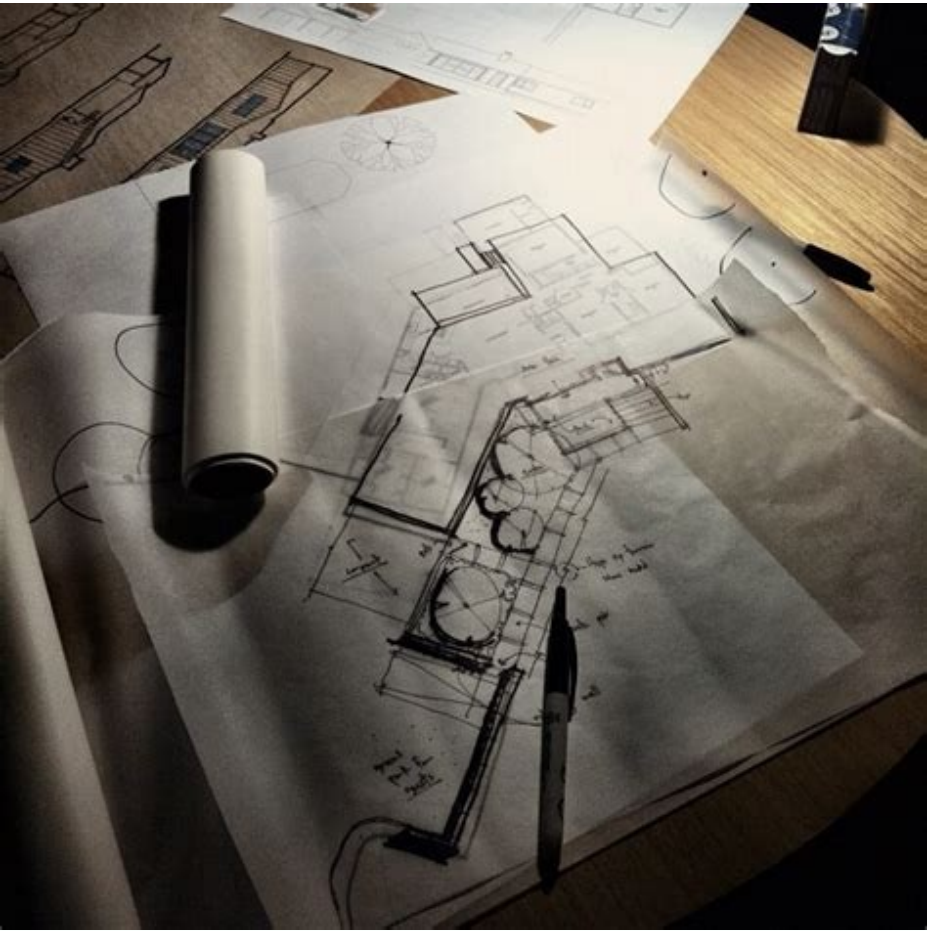


Android sketch paper

I'm not robot  reCAPTCHA

Continue





Paper mobile art examples. How to make scratch and sketch paper. How to draw on pictures on android. Sketch paper price.

In this article I want to explain what App Sketch is, why we should do it and how to do it effectively. What is an application sketch Application sketch: Use a pen, and draw application screens, visually planning navigation and features. Why is an app thumbnail required? Before designing your app, sketching helps you understand the user interface and user interaction with the app. So we save time, we plan in advance what we want in the application, BrainstormingSketch helps us brainstorm and see all ideas on paper. We can draw all the different possibilities that come to mind. Then we choose the best one to use. Importance of paper and pen Using pen and paper is very important because you are using the creative part of your brain. Maybe you're having a Picasso moment. We will use simple building blocks such as application bar, buttons, list, text and so on. App Sketch in Action There are two ways to create an app thumbnail. The first is to draw everything based on our inner inspiration. This works for some people, but not for all. The second way is to use the material design route. Material Design (codenamed Quantum Paper) is a design language developed by Google in 2014. Material Design expands on the "map" themes that debuted on Google Now, offering a more liberal use of grid layouts, responsive animations and transitions, offsets, and depth effects such as are lighting and shadows. Wikipedia In the following steps I assume we are using the material design path How do I plan the navigation? For navigation, we can use the navigation bar, bottom bar menu and tab menu. navigation.html new screen. You can invent a new drawing screen for each function. What if I'm not inspired? You have an idea, but you don't know what to display on your screens, follow the instructions below. Make sure you know all the elementsDesign is the building block of your screens. Get inspired by uplabs, the most important people in your life). You can establish a specific frequency and type of communication generally for each body and in a specific way for each internal member. The user receives a timely notification to contact one of the members of the inner circle. Outline: Conclusions. So we learned about Sketch and why it's important in the app development process. We will also learn about some inspiring tools to improve our sketch app. When we're done sketching our Android app, we can design it using design software (Photoshop) or convert it to an XML layout in Android Studio. If you have any sketch app tips, please comment below. Thank you for reading. Now it's your turn to sketch your app and keep {code} with you until then, my friend! Personal Branding 101 for Developers {Part 2} - TO NEXT - Documenting My Android Experience Many thanks to everyone who helped proofread this post! Before you go... If you liked this post, you can subscribe to my mailing list. Download my cheat sheet: "Android Studio Shortcuts Cheat Sheet". A free open source Android app based on Expo that makes it easy to copy an image from screen to paper. Find an image as a template. Rotate, zoom out or zoom out to find the perfect setting. Lock the screen, put a piece of paper on the display and start tracking. Posting is welcome! For details on how to create an application, please refer to the application guide. We would also like to mention HeavyPaint (Google Play). The user interface takes some learning, but it is one of the best drawing apps you can get your hands on. Best Android Drawing Apps Price: Free / Up to \$53.99/month Joe Hindi / AndroidIllustrator Draw and Photoshop Sketch are two Adobe drawing applications. Illustrator Draw offers a wide range of drawing features, including layers, five different pen nibs with different adjustment functions, and you can even zoom in up to 64x to add finer details to your work. When you're done, you can export it to your device for sharing or to your desktop for use in other Adobe products. Photoshop Sketch has many native features. The two applications can also work together, allowing you to import and export projects between them. They are free to download and you can purchase an additional Creative Cloud subscription to unlock additional features. Also See: Best Art Apps for Android to Appreciate Art. Best Price: Free / \$2.99-\$4.99 His main claim to fame is the ridiculous amount of brushes he offers. You can use any of 70 brushes, stains and other tools to make your work shine. It also has layers and includes layer blending. You can export as JPEG, PNG or even PSD for later import into Photoshop. Additionally, if you're using an Nvidia device, you'll have access to Nvidia DirectStylus support. This is a universal option for both children and adults. You can download it for free to try. ArtFlow is also free to use if you use Google Play Pass. dotpict is one of the most unique drawing apps out there. You can create pixel art with it. It offers a grid and you can zoom in and out to create small scenes or people by simply filling in the pixel fields. You can then zoom out to see all of your work. The app also includes auto-save, undo and redo, and you can export your work when you're done. In addition, it is not too multifunctional and does not interfere when drawing. This is a great app for those who love to create pixel art. See also: Best adult coloring apps for Android Ibis Paint is a coloring app with many featuresfunny features. The app has over 140 different brushes including pens, markers, real brushes and other fun stuff. Also, you can record your drawing so you have a video of how you got there. It supports layers and you can use as many layers as your device can handle. It even has features for certain types of characters like manga. You can try the free version with the \$4.99 paid version as an in-app purchase. This is definitely one of the most serious and detailed drawing applications. Infinite Paper is an amazingly powerful drawing application. It offers some of the best pencil emulators of all the drawing apps on the list. Plus, you get tons of tools, hundreds of brush types, customizable brush options, real-time color correction, and more. This is noticeable in applications such as Adobe Illustrator, where you can create professional-level images using this application. The application has bugs, which is not surprising given the complexity, but even with the bugs it is still one of the best. LayerPaint HD is one of the most complete painting programs on the list. It has many features including pen pressure support, PSD (Photoshop) support, and layer mode. The layer mode also allows you to add various effects to your drawings. It even supports keyboard shortcuts as long as they are connected to your device. We really only recommend this for people with large devices. Various controls and options can take up a significant amount of usable space on smaller devices. The main app costs \$6.99. You can buy the old version of LayerPaint for \$2.99. However, based on the last update date, we believe this version is no longer supported, so we don't recommend it. MediBang Paint is one of the best free painting apps. Its claim to fame lies in its multi-platform support. You can download the app for mobile devices, Mac and Windows. All three have a cloud save feature that allows you to launch and navigate in one place to another platform. Amazing. There's also a decent amount of brushes, free drawing and comic tools, and lots of other fun little tools and add-ons. It's a stunningly good app for the money it's worth (nothing). Also see: Best Android games for kids PaperColor (formerly PaperDraw) is one of those drawing apps that tries to mimic real life as closely as possible. It includes the basics like different types of brushes so you can paint the way you want. What makes it different is its tracking feature. You can import a photo and set it to translucent. From there, you can trace the original photo. This makes it a good way to draw and a decent way to learn. It's a lot of fun to use, especially if you're a hobbyist. The download is free and additional features can be unlocked with in-app purchases. RoughAnimator is a drawing application that allows you to create animations. Instead of creating a still image that can be exported and shared, you can use RoughAnimator to create complete animations. You can draw it frame by frame and combine them into little cartoons at the end. It includes frame rate and resolution controls, as well as some basic drawing tools. Finished projects can be exported as a GIF, QuickTime video, or as an image sequence. It costs \$4.99 up front, so we recommend trying it out before the return period ends to see if you like it. See also: Best Autodesk Apps for Android GIF Maker and GIF Editor Joe Hindy / Android AuthoritySketchbook has been around for a long time. It has long been a favorite of artists looking for good drawing apps. Luckily, it also has a decent feature set. You have ten brushes. Each brush can be customized to suit your needs. It also includes up to three layers, six blend modes, 2500% scaling, and simulated pressure sensitivity. Those who go pro get it all, plus over 100 brush types, more layers, and more.Options and other tools. It's a pretty powerful app for serious artists as well. Recent updates have effectively removed the price tag, allowing everyone to get everything from the Pro version for free. However, you will need an Autodesk account after the 7-day trial. If we've missed any great drawing apps for Android, let us know in the comments. You can also click here to see our latest list of Android apps and games. Can you do professional quality work on Android? Yes. Adobe Illustrator for Android is considered by many to be professional software. Several drawing programs, including Infinite Paper, LayerPaint HD, and MediBang Paint, have layers and tools similar to more professional apps. We recommend Infinite Paper and Illustrator if you want to try some professional stuff. Things.

