


I'm not robot  reCAPTCHA

**Next**

**CLASSIFYING REAL NUMBERS**  
 Typing Skills

1. Type the numbers 1-10 in the boxes below.

2. Type the numbers 11-20 in the boxes below.

3. Type the numbers 21-30 in the boxes below.

4. Type the numbers 31-40 in the boxes below.

5. Type the numbers 41-50 in the boxes below.

6. Type the numbers 51-60 in the boxes below.

7. Type the numbers 61-70 in the boxes below.









8. Type the numbers 71-80 in the boxes below.

9. Type the numbers 81-90 in the boxes below.

10. Type the numbers 91-100 in the boxes below.

**Classify Triangles Worksheet**

Classify the triangles by their angles (acute, right, obtuse).

<p>1.</p> <p>a. Acute b. Right c. Obtuse</p> 	<p>2.</p> <p>a. Acute b. Right c. Obtuse</p> 
<p>3.</p> <p>a. Acute b. Right c. Obtuse</p> 	<p>4.</p> <p>a. Acute b. Right c. Obtuse</p> 
<p>5.</p> <p>a. Acute b. Right c. Obtuse</p> 	<p>6.</p> <p>a. Acute b. Right c. Obtuse</p> 
<p>7.</p> <p>a. Acute b. Right c. Obtuse</p> 	<p>8.</p> <p>a. Acute b. Right c. Obtuse</p> 

KEYWORKSHEETS

**Key**




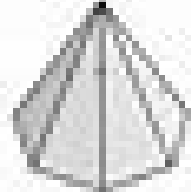






Answer: Identify each shape in the castle and name it.

Location	Shape 1	Shape 2	Shape 3	Shape 4	Shape 5
Roof	Triangle	Triangle	Triangle	Triangle	Triangle
Walls	Rectangle	Rectangle	Rectangle	Rectangle	Rectangle
Windows	Square	Rectangle	Rectangle	Rectangle	Rectangle
Doors	Rectangle	Rectangle	Rectangle	Rectangle	Rectangle
Chimney	Rectangle	Rectangle	Rectangle	Rectangle	Rectangle
Ground	Rectangle	Rectangle	Rectangle	Rectangle	Rectangle

**Classifying Prisms and Pyramids (A) Answers**

Name each figure based on the shape of its base.

	
heptagonal prism	square prism
	
hexagonal prism	hexagonal pyramid
	
rectangular prism	pentagonal prism
	
rectangular prism	rectangular pyramid



